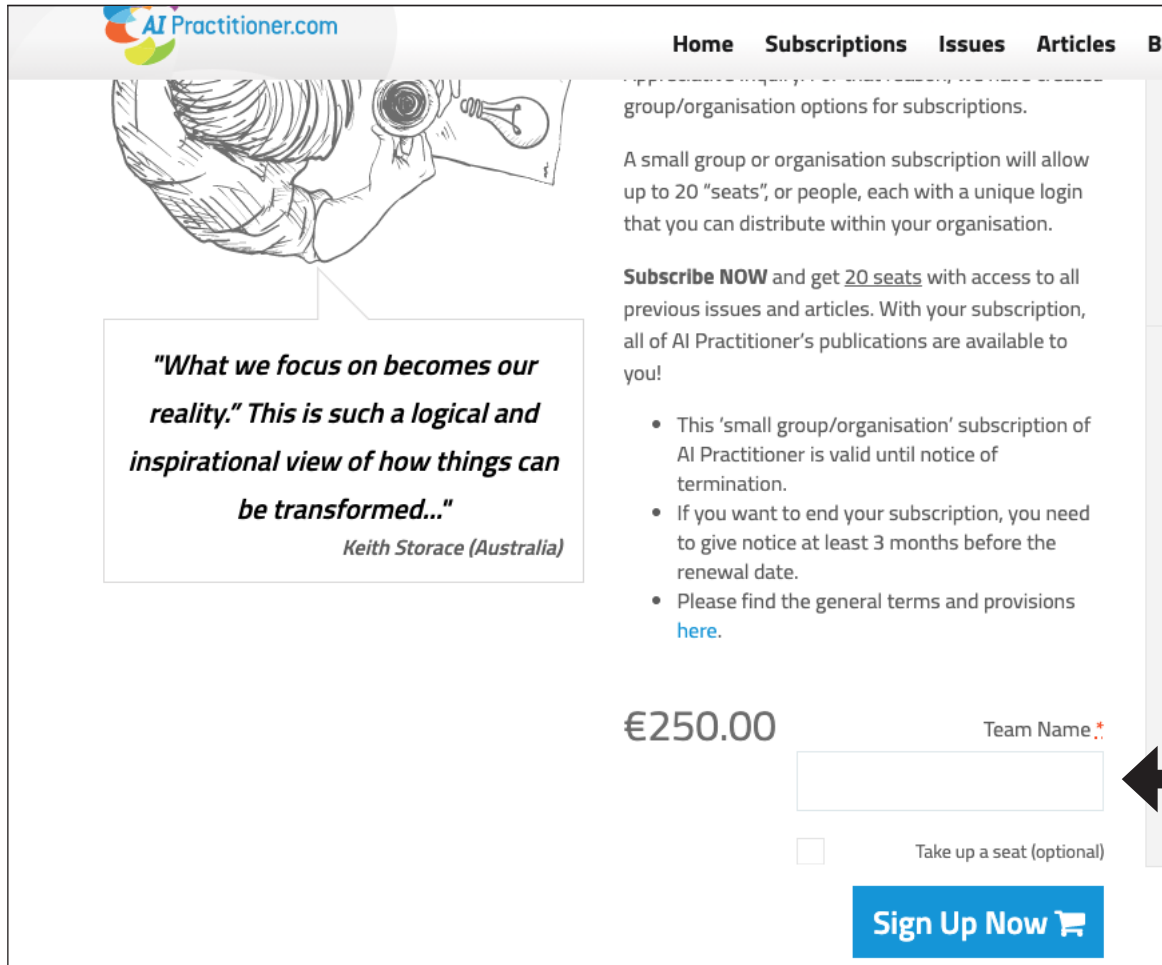
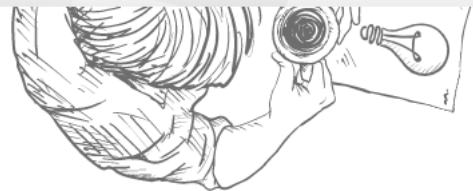


1 Are you part of a small, middle-sized or big organisation? A Team membership is something for you. Go to Subscriptions (top menu) and select your choice. When you sign up give your team a name and tick the box if you want a login for yourself.



AI Practitioner.com

Home Subscriptions Issues Articles Blo



"What we focus on becomes our reality." This is such a logical and inspirational view of how things can be transformed..."
Keith Storace (Australia)

group/organisation options for subscriptions.

A small group or organisation subscription will allow up to 20 "seats", or people, each with a unique login that you can distribute within your organisation.


Subscribe NOW and get 20 seats with access to all previous issues and articles. With your subscription, all of AI Practitioner's publications are available to you!

- This 'small group/organisation' subscription of AI Practitioner is valid until notice of termination.
- If you want to end your subscription, you need to give notice at least 3 months before the renewal date.
- Please find the general terms and provisions [here](#).

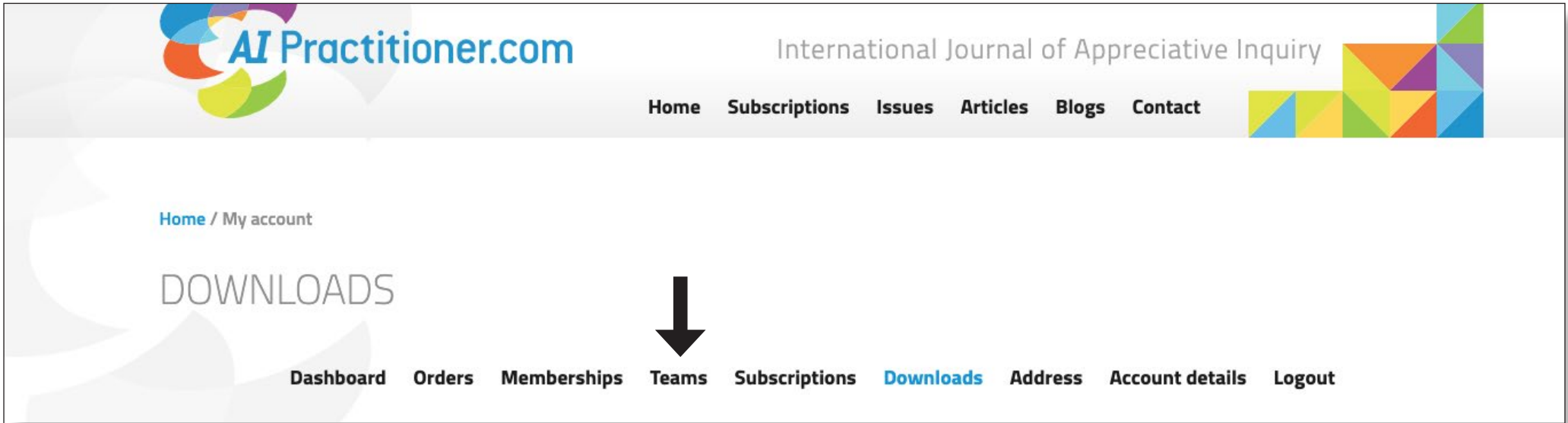
€250.00

Team Name *

Take up a seat (optional)

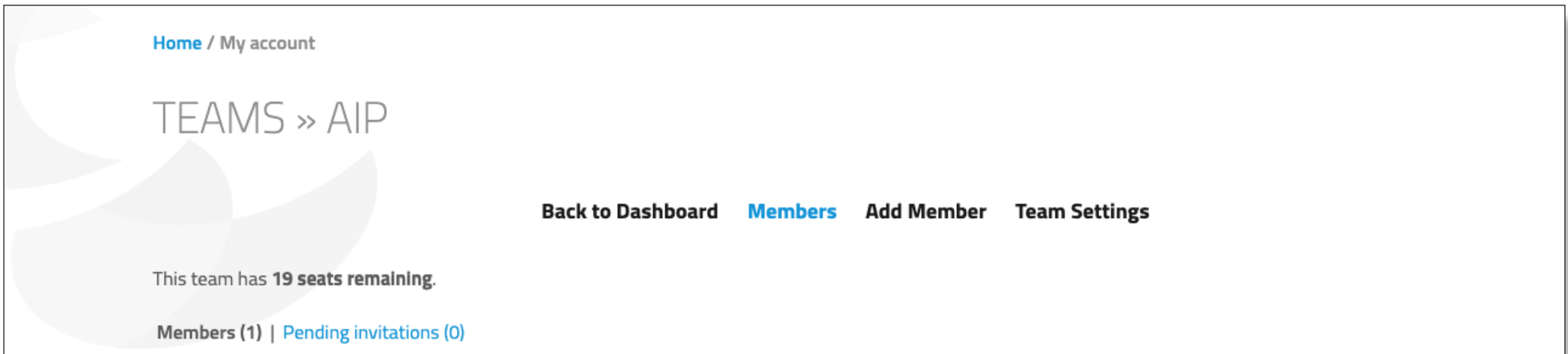
Sign Up Now 

2 Go in your account to Teams.



The screenshot shows the AI Practitioner.com website header with the logo and navigation links: Home, Subscriptions, Issues, Articles, Blogs, Contact. Below the header, the breadcrumb trail reads "Home / My account". The main heading is "DOWNLOADS". A large black arrow points down to a navigation menu containing: Dashboard, Orders, Memberships, Teams, Subscriptions, Downloads, Address, Account details, Logout.

3 Here you can check the members and settings and add a new member.



The screenshot shows the AI Practitioner.com account page for the "TEAMS" section, specifically for a team named "AIP". The breadcrumb trail reads "Home / My account". The main heading is "TEAMS » AIP". Below the heading, there are navigation links: Back to Dashboard, Members, Add Member, Team Settings. The text below the navigation links states: "This team has 19 seats remaining." At the bottom, it shows "Members (1) | Pending invitations (0)".

4

Click Add Member. You can send the new members a registration link to register themselves. Everybody with this link can now add themselves to the team. Or fill in the e-mail of the new member and the role (member or manager).

TEAMS » AIP

[Back to Dashboard](#) [Members](#) [Add Member](#) [Team Settings](#)

This team has **19 seats remaining**. You can share your team registration link or manually add new members below.

Registration Link

This registration link will allow members to register themselves for your team. Please use caution when sharing this, as it allows any visitor to add themselves to your team.

[Regenerate link](#)

Add Member

Enter member details - your team member will receive an invitation via email.

Email *

Role *

[Add member](#)